



**BOTSWANA EXAMINATIONS COUNCIL
JUNIOR CERTIFICATE EXAMINATION**

SOCIAL STUDIES

15/2

Paper 2

October/November 2014

Marks: 80

Time: 2 Hours 15 Minutes

Candidate's Examination Number:

Centre					Candidate				

INSTRUCTIONS

1. Write your examination number in the space provided above.
2. Answer **ALL** questions in all sections.
3. All answers must be written in the spaces provided.
4. Candidates are allowed to use a calculator in this paper.

FOR EXAMINER'S USE ONLY

Question	Marks Scored
1	
2	
3	
4	
5	
6	
7	
Total Marks	

This question paper contains 14 printed pages.

DO NOT TURN THE PAGE UNTIL YOU ARE TOLD TO DO SO.

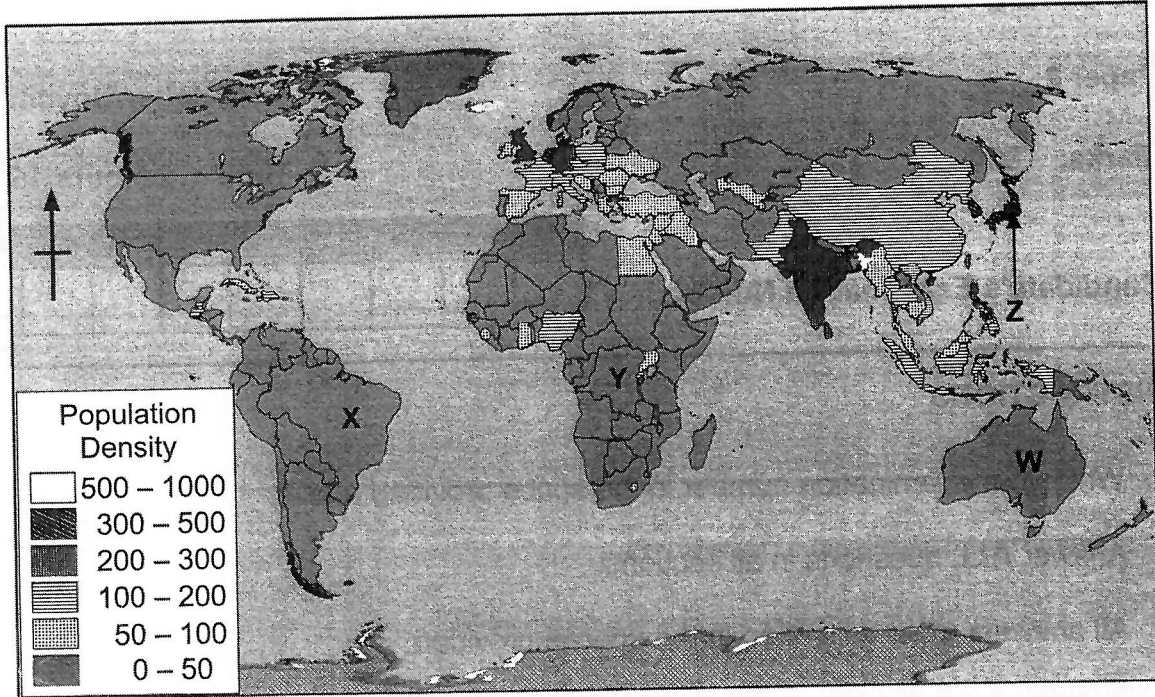


SECTION A

(30 Marks)

Answer **all** questions in this section.

Use the map below to answer question 1.



Source: Adapted from *Collins Student World Atlas, 2005.*

1. (a) Suggest a title for the map above.

..... (1)

(b) Mention any **three** ways through which the governments of countries **W**, **X** and **Y** can benefit from their population size.

.....

.....

.....

.....

.....

.....

.....

.....

.....

.....


.....
..... (3)

(c) Explain any **three** problems that may be faced by country Z regarding the status of its population.

.....
.....
.....
.....
.....
.....
.....
.....
.....
.....
.....
.....
.....
.....
.....
.....
.....
.....
.....
.....
.....
..... (6)

[10]

Use the picture below to answer question 2.



Source: www.uni.edu.

2. (a) State **two** global environmental crises which are likely to lead to the results in the picture.

.....
..... (2)

- (b) Describe **two** processes that could have led to the environmental crises stated in 2 (a).

.....
.....
.....
.....
.....
.....
.....
.....
..... (4)

SECTION C

Answer **all** questions in this section.

Use the information below to answer question 7.

Lesedi, a tourism and hospitality student at the University of Polar, carried out a research on the world's popular destinations. The table below shows the number of tourists, in thousands, visiting the destinations per year.

Visitors			
Destination	Leisure	Business	Adventure
Canada	35	30	5
China	55	130	20
Europe	150	95	24
Japan	30	49	3
USA	124	130	80

Adapted from Excel 2010: Introduction to students' workbook, 2012.

7. (a) State any data presentation method that could have been used in the study apart from a table and a bar graph.

..... (1)

- (b) Give any **three** methods which Lesedi could have used to collect data.

.....

 (3)

(c) What are the **three** possible aims of the study?

.....
.....
.....
.....
.....
..... (3)


(d) State any **four** possible findings of the study.

.....
.....
.....
.....
.....
.....
.....
.....
.....
..... (4)

(e) Suggest any **three** problems that could have been encountered by Lesedi during the study.

.....
.....
.....
.....
..... (3)

- (f) Using the space below draw a bar graph to present Lesedi's findings for the business group.



(6)

[20]